

# B BUILT MFG

UNIVERSAL SKID STEER ATTACHMENTS


PRODUCT GUIDE





## INDEX

RAKE-N-ATOR .....	3
HYDRAULIC HAMMER .....	4
BOOM POLE .....	5
BRUSH BUSTER DPM 72 .....	6
BRUSH BUSTER DPM 82 .....	7
BRUSH BUSTER HD-60 .....	8
BRUSH BUSTER HD-68 .....	9
BALE SPIKE .....	10
PALLET FORK .....	11




UNIVERSAL SKID STEER ATTACHMENTS

1550 FAIRGROUNDS ROAD  
JEFFERSON CITY, MO 65109  
(573) 619-1973

VIEW THE FULL LINE OF B-BUILT  
EQUIPMENT ANY TIME AT:  
**WWW.BBUILTMFG.COM**



**OUR PRODUCTS ARE PROUDLY  
BUILT IN THE USA.**





The B Built **Rake-N-ATOR** turns your skid steer loader into a landscaping and land-leveling machine. The rake is designed with five grading bars, which contain a total of 76 teeth (on 94" model). The 2" long tooth design quickly loosens and flattens your landscaping area. The applications for this rake are only limited by your imagination.

The rake works with the same basic principles as an ordinary garden rake. As the rake is pushed or pulled across the ground, it filters the dirt through teeth and over the bars to break up large chunks of dirt. It also redistributes material by removing high spots and filling low spots.

### A FEW POSSIBLE USES FOR THE RAKE-N-ATOR:

- Spread and level soil and gravel
- Prepare smooth, uniform seed beds for residential or commercial lawns
- Sift and pulverize large chunks of dirt
- Consolidate unwanted trash such as roots, rocks, weeds, or a variety of other types of construction materials into a common area
- Level and smooth pulling tracks or horse arenas

Left: The patented **Rake-N-ATOR** uses no moving parts that might slow you down. The teeth are, however, removable for easy replacement as they wear.

Right: Optional Bucket Clips



Model by Width	78"	94"
Length	53 ½"	53 ½"
Height	25"	25"
Weight	585 lbs.	670 lbs.
No. of Teeth	65	76

# RAKE - N - ATOR



The B-Built **Hydraulic Hammer** can function as both a post driver and a concrete chipper.

## POST DRIVER APPLICATION

As a post driver, you can quickly drive round or square fence posts, t-posts, pipe fence, median dividers, large tent spikes, sign posts, and a variety of other objects up to 5" diameter (8" diameter bit available.)

Posts are driven into the ground with the jackhammering action of the unit. This vibrating action quickly drives a post into the ground even through hard soil and some softer rock.

## HAMMER APPLICATION

You can quickly convert this unit into a chipping hammer by rotating the head 90 degrees and changing the bit. This hammer will make quick work out of breaking up concrete structures.

## ACCESSORIES INCLUDED

Included with the unit is a tool box which contains a grease gun, chisel bit, and drive pin for removing the chisel bit. For fencing applications, it includes a domed cup bit, t-post driver sleeve, two t-post pullers, and a plumb chain.

### ACCESSORIES INCLUDED



Description	Specification
Energy	600 ft. lbs.
Oil Flow	6-13 GPM
Working Pressure	1300-1740 PSI
Weight	675 lbs.
Blow Rate	550-1100 blows per minute
Chisel Shaft Diameter	2.36"
Domed Cup Diameter	5" (8" option available)

Dimensions	Cup Position	Chisel Position
Length	36 ½"	60"
Width	45 ½"	45 ½"
Height	39 ½"	22"



#### HOSE SPRING

This allows hoses to pivot, decreasing instances of hose failure.



The B Built **Hydra Boom 1400** will turn your skid loader into a small crane! Great for setting trusses or just putting some reach on your skid loader. This reaches up to 24' with your skid loader.

#### FEATURES:

- 13' total reach with 3' hydraulic stage and 3' manual stage
- Retracts under 7'
- Rated at 2000 lb. retracted and 300 lb. fully extended
- Recommended to have a minimum of a 2000 lb. rated skid loader capacity
- Non-slip steps added for safety and frame strength
- Hoses and flat face couplings standard

#### Hydra Boom 1400

Overall Width	45-1/4"
Overall Length (Extended)	155"
Overall Length (Retracted)	82-3/4"
First Stage Length	119"
Overall Height	21"
Weight	345 lbs.
Lift Capacity (Extended)	300 lbs.
Lift Capacity (Retracted)	2000 lbs.
First Stage	4x4" tubing w/ hydraulic ext.
Second Stage	3 1/2 x 3 1/2" tubing w/ manual ext.
Shipping Weight	380 lbs.





The B Built dual position mount **Brush Buster** is designed to mow grass and brush up to 4" diameter with ease. The DPM 72 is available in Standard Flow. The DPM 82 is available in Standard and High Flow.

## BRUSH BUSTER

Model	DPM 72	DPM 82
Cutting Width	68"	78"
Width	72"	82"
Length	83"	92 ½"
Height	24"	28"
Deck Height	9"	9"
Minimum Cutting Height	2"	2"
Maximum Cutting Diameter	4"	4"
No. of Blades	2	3
Recommended Flow Rate (GPM)	16-25	16-25 Std Flow 28-40 High Flow
Motor Size (Series)	2000 Std Flow	4000 Std Flow 6000 High Flow
Weight	1290 lbs.	1640 lbs




**IMPORTANT:** DO NOT operate rotary cutter without a shatter proof door on loader.

DPM 72



DPM 82





## BRUSH BUSTER

### A. STANDARD CHAIN CURTAIN

Minimizes flying debris.

### B. SKIDS

AR 400 wear skids on all four corners for longer life.

### C. BEARING GUARD PIPE

Protects seal from wire and debris.

### D. BLADE MOUNT

Blades mounted to 3/4" thick T1 flywheel for dependability.

### E. THREE UPDRAFT BLADES

1/2" x 4" single-sided updraft blades for superior cutting and mulching.




### F. PRESSURE RELIEF VALVE

A dual pressure relief valve protects motor from pressure spikes and allows for smooth shutdown.

### G. STANDARD DIRECT DRIVE MOTOR

Eaton Motor with Auburn Gear bearing, both made in the USA. Together ensure optimum performance and dependability.



### H. SMOOTH DECK FINISH

Makes cleaning debris off the deck a breeze!

### I. DUAL POSITION HITCH

The patented dual position hitch lets you choose between center positions or 10" offset to the right of your skid loader. Allows you to mow close to objects such as fences and buildings with ease.

**IMPORTANT: DO NOT** operate rotary cutter without a shatter proof door on loader.





The B-Built **HD-60 Brush Buster** rotary cutter is designed to cut through thick weeds, brush, and trees up to 2" in diameter. Its 60" cutting width is made for standard flow hydraulic systems.

## HD-60 BRUSH BUSTER FEATURES:

- 3/16" steel deck with channel bracing
- 2 blades, 1/2" thick flywheel, and 2" cutting capacity
- Shear bolt for gear box protection
- High-torque Eaton USA made hydraulic motor for standard flow hydraulic systems
- Hydraulic pressure relief valve protects mower components and allows smooth shutdown


## BRUSH BUSTER

Model	HD-60	HD-68
Cutting Width	60"	68"
Width	64"	72"
Length	71"	83"
Height	24"	20"
Weight	750 lbs.	1100 lbs.
Deck Thickness	3/16"	1/4"
Blade Dimensions	1/2" x 3" Single Sided	1/2" x 4" Single Sided
Minimum Cutting Height	2"	2"
Maximum Cutting Diameter	2"	3"
Motor / Gearbox Coupler	Machined Steel with Shear Bolt	Splined / Direct Drive
Motor Required GPM	15-25	15-25

**IMPORTANT: DO NOT** operate rotary cutter without a shatter proof door on loader.







## BRUSH BUSTER

The B-Built **HD-68 Brush Buster** rotary cutter is designed to cut through thick weeds, brush, and trees up to 3" in diameter. Its 68" cutting width is made for standard flow hydraulic systems.

### HD-68 BRUSH BUSTER FEATURES:

- 1/4" steel deck with laser cut bracing
- 2 blades, 1/2" thick flywheel, and 3" cutting capacity
- Direct drive gearbox provides precision alignment
- High-torque Eaton USA made hydraulic motor for standard flow hydraulic systems
- Hydraulic pressure relief valve protects mower components and allows smooth shut down
- Front chain guard

### PATENT PENDING DUAL POSITION HITCH



IMPORTANT: DO NOT operate rotary cutter without a shatter proof door on loader.

The B-Built **Bale Spike** attachment allows you to move and stack both round and square bales with ease and efficiency.

### FEATURES:

- Two 3500lb 49" long high-tensile replaceable spikes
- 4000 lb. lifting capacity
- Non-slip steps for safety and added support
- Can also be used as pallet forks or gooseneck mover by adding ball to hole in top plate



Model	Bale Spike
Width	45 ¼"
Length	54 ½"
Height	18 ½"
Weight	205 lbs.
Tine Length	49"
Lift Capacity	4000 lbs.







The B-Built **Pallet Forks** are an essential attachment for every skid loader! The walk-thru frame gives an operator easy and safe access to the skid loader.

## FEATURES:

- 5000 lb. capacity frame and forks
- 4" wide x 48" long 5000lb capacity forks standard (42" to 72" lengths available)
- 1 1/4" x 3" Machined top fork rail for durability
- Walk-thru mask with non-slip step standard
- Center lifting ring



## MACHINED TOP RAIL

1 1/4" x 3" solid top rail for superior strength and easy fork adjustment.



Model	Pallet Fork
Width	47 3/4"
Length	59 1/2"
Height	37"
Weight	470 lbs.
Tine Length	48" Std (other sizes available)
Lift Capacity	5000 lbs.



1550 FAIRGROUNDS ROAD

JEFFERSON CITY, MO 65109

(573) 619-1973

WWW.BBUILTMFG.COM



**UNIVERSAL SKID STEER ATTACHMENTS**

© 2021 B BUILT MFG